



NIRJA SAHAY DAV PUBLIC SCHOOL  
GOSHALA COMPLEX, KANKE, RANCHI-06  
**SUMMER VACATION ASSIGNMENT 2024-25**

**CLASS- IV**



Dear Parents,

Not all classrooms have four walls, and learning is not confined to the school environment alone. Indeed, ever since we are born, we learn. Children, apart from learning at school, learn at home and at all places. Holidays give the children an opportunity to learn at their own and comfortable pace, with their first and most beloved teachers, their parents. In a bid to assist you in making this informal learning more organized, useful and enjoyable, we have planned a vacation homework that will engage your ward in some concrete learning. The intent is to promote not only academic learning but also activities which can gradually become hobbies. Interesting assignments are given as holiday homework, to help them learn without stress. Time management skills and life skills are the indirect benefits that children gain from the holiday homework. Here are some tips to make these assignments more meaningful: -

- Spend more time with your children during vacation.
- Your child's holidays should include listening to real life stories from you.
- Go for daily walks with your children.
- They have to look around them and realize that they are not the only owners of this planet and discover the uniqueness in them.
- Travel to places or visit your relatives or invite them to your home. This will help them understand the significance of relationships and the beauty of being together.
- Let us make our children experience such moments.
- Set aside a time in the morning hours for the homework, so that they work in an organized and disciplined manner.
- Holiday is a time to relax and rejuvenate, so just be there participating, guiding and helping them to enjoy their vacation to the fullest.
- Parents are requested to just guide the children to complete the task on their own.

Regards

Class Teacher



Dear Children,

The theme of your Holiday Assignment is:



***“Trees are poems that the earth writes upon the sky.”***

Everyday should encourage us to reflect on what we are doing to make our planet a more sustainable and live able place.

Relax, enjoy, have loads of fun and come back refreshed. Love  
TEAM NS DAV

**SUBMISSION DATE-18 June, 2024 (Thursday)**

**Note: Make a scrap book, cover it nicely and paste all your homework in it.**



## Subject-Science

Activity 1. Uproot a sapling dry it and paste in A4 size paper and label it's different parts in a presentable way.

Activity 2. Paste one Tap root and one fibrous root in A4 size paper and mention the plant name also.



### PLANT SEEDS & WATCH THEM GROW:

Plant any seeds (wheat, bean, moong, mustard etc.) and watch the growth of the seedlings as they sprout from the seed while making sure to take proper care of them with just the right amount of warmth and water.

**Method:** Fill the container with soil. Plant seeds of same kind (Ex. Mustard, Tomato, Wheat, Bean, Moong) inside the soil. Place the container somewhere, where it is warm, sunlight is good but try to avoid too much direct sunlight, a window sill is a good spot. Keep the soil moist by watering it every day (be careful not to use too much water).

**Note down the development of germination process. Collect the data for 1 week in the given format.**

- Name of the seed: \_\_\_\_\_
- Date of sowing seeds: \_\_\_\_\_
- The day you observe something coming out of the soil then start filling the table in the given format.

Date /day	Height of plant (in cm)	Number of leaves seen	Any other change in the stem of the plant

## SEVA

Activity 3. Fill an earthen pot and place it in front of your home for local people and passersby to quench their thirst.

### Subject- Social Study

1. Each member of a family is important and has special qualities. What special qualities of your family members do you admire and appreciate? Prepare a family tree paste pictures of the family members and write about their personal traits.
2. Prepare a family album and write a small poem or five lines about any three family members you love the most. Also click some Kodak moments with your family members and paste the pictures in the album.
3. Visit a blind school or a school for hearing and speech impaired children or an old age home and share the pictures and experiences of the same in 100 words.
4. Touch can convey many things. You like the touch of some people but the touch of some people makes you uncomfortable share with your family member if you have come across a bad touch.
5. Make an album of festivals that are celebrated in India. Write about the special dishes associated with each festival. Which is your favourite festival and special dish?

### Subject-Maths

Q1. Write down the period, place and place value of the bold & underlined numbers

- (a) 2,08,256
- (b) 19,040
- (c) 8,514
- (d) 9,608
- (e) 42,321

Q2. Multiply:-

- a)  $9933 \times 6$
- b)  $1805 \times 8 =$
- c)  $4262 \times 5 =$
- d)  $2725 \times 7 =$
- e)  $7560 \times 3 =$
- f)  $9127 \times 9 =$
- g)  $7782 \times 6 =$

h)  $3989 \times 8 =$

Q-3 Write the expanded form in three different ways:-

(a) 82,514

(b) 2, 34, 560

(c) 7,00,450

Q-4 Write the standard numerals for:-

(a)  $300000 + 60000 + 5000 + 400 + 30 + 2$

(b)  $50000 + 4000 + 400 + 50 + 7$

(c)  $90,000 + 0 + 900 + 0 + 6$

(d)  $50,000 + 8000 + 8$

Q-5 Write number names:-

a) 4,56,023 =

b) 36,758 =

c) 5,04,009 =

d) 14,321 =

Q-6 Write tables 2 to 20 on drawing sheet / note book and recite them loudly twice

\* complete holiday homework in maths c.w copy

Summer holiday homework is an initiative on our part, to inculcate innovativeness, creativity and interest in the tasks assigned to our students. It will not only enable them to recapitulate what was taught but will also help them to connect themselves to the various learning process.

#### \*GENERAL INSTRUCTIONS

1. The holiday homework must be done in a very neat and presentable manner. Questions must be done in the given sequence properly in homework notebook.
2. The child will be assessed for the presentation, neatness, completion of all the given questions and timely submission.
3. Complete your work in your homework notebook.
4. Last but not the least revise all the subject as it will help you for future assessment.

Subject – English

1. VOCABULARY ENRICHMENT

- This activity is to be done thrice a week
- Write any new word that you have learnt in your day to day activity/through dictionary/ your reading or storybooks.

WORD OF THE DAY

Word	Image	Definition
Antonym	Synonym	Usage in sentence

2. Write a paragraph of 150 words or 15 to 20 lines on the following topics.( Any Two)

- My Plans for Summer Vacation
  - A Hot Summer Day
  - How I Celebrated Mother's Day
  - The Day I Made My Parents Proud
  - My Favourite Television Programme
3. Creative Writing of 8 lines : “ If you are selected as a player for any IPL Team “
4. Paste picture of any 5 favorite players of IPL Team and write about any one of them and draw the logo of any Favourite Team.
5. Find shapes in cloud :- set relax watch the clouds in the morning/ evening carefully and draw pictures of the image which you find.

विषय – हिंदी

1. भाषा माधुरी पाठ - 1 ' फैलती चप्पलें ' तथा पाठ - 2 ' उलटा - पुलटा ' के प्रश्नोत्तर याद कीजिए और लिखिए।
2. जीवन मूल्य पर आधारित प्रश्न -
- (क) आप अपने दादा - दादी की मदद किस प्रकार करते हैं?
- (ख) बुरी बातों से हम कैसे बच सकते हैं?
- (ग) मान लीजिए कि आप पिकनिक पर जा रहे हैं और आप देखते हैं कि किसी नेत्रहीन व्यक्ति को सड़क पार करने में मुश्किल आ रही है। ऐसी परिस्थिति में आप क्या करेंगे
3. अपनी दादी माँ के लिए कागज़ का एक सुंदर - सा बैग बनाइए।
4. ' उलटा - पुलटा ' कविता को सचित्र A- 4 साइज पेपर में लिखिए।
5. उलटा - पुलटा कविता का सस्वर वाचन करते हुए एक वीडियो बनाइए।
- 6.. गाँधी जी से जुड़ी किन्हीं तीन चीज़ों के चित्र बनाकर उनके नाम लिखिए।

7. ग्रीष्म ऋतु से संबंधित कोई एक कविता लिखिए।
8. ग्रीष्म ऋतु में मुख्य रूप से पाए जाने वाले किन्हीं पाँच फलों के चित्र बनाकर उनके नाम लिखिए।
- 9 प्रत्येक दिन एक पृष्ठ (page) सुलेख लिखिए।
10. आप इस ग्रीष्मावा काश में किसी भी एक दिन ग्रीष्म ऋतु से संबंधित कुछ फल लेकर अपने पास के अनाथ आश्रम अथवा वृद्धाश्रम में जाइए। उनके साथ कुछ पल (समय) बिताइए एवं उसके चेहरे पर आए मुस्कान की फ़ोटो खींचकर अपने वर्ग शिक्षक/शिक्षिका (Class Teacher) को भेजिए।

### विषय - नैतिक शिक्षा

1. आर्य समाज के नियम याद कीजिए और लिखिए।
2. नैतिकता पर आधारित कोई एक कहानी का वाचन करते हुए वीडियो बनाइए एवं अपने वर्ग शिक्षक/ शिक्षिका (Class Teacher) को भेजिए।

### Art & craft

Class	Art	Craft
III	Still life with pencil shading, scenery with oil pastel.	C.D. Creative work, Ice-cream stick work,
IV	Fruit in basket composition, Composition with nature	Paper bag, Wall hanging,
V	Madhubani painting, bunch of flowers	Colourful paper lotus work, collage work
VI	Warli Panting, Any festival scene	Pot decoration, paper masche work
VII	Folk Art, abstract Art	Sand work, best out of waste flower pot
VIII	Village scene, human figure with composition, boat scene and composition	Wall hanging with newspaper, spray painting
XII	Madhubani painting, warli painting with composition, folk art	





# NIRJA SAHAY DAV PUBLIC SCHOOL, KANKE, KANKE

## Sub-GK

- Q1. Draw the symbols of different social networking sites(Facebook, Instagram, YouTube etc) and also write 4 to 5 lines about it.**
- Q2.Paste the 7 wonders of the world and also write 5 lines about it.**
- Q3. Draw or paste the planets of the solar system.**
- Q4. Paste pictures of any 5 famous scientist along with their life details and inventions.**
- Q5. Write the currency of different countries of the world.  
(eg. INDIA- RUPEE,  
CHINA-YUAN)**

**NOTE- HOMEWORK SHOULD BE  
DONE IN GK NOTEBOOK.**








# NIRJA SAHAY DAV PUBLIC SCHOOL KANKE, RANCHI - 06

SUMMER HOLIDAY HOMEWORK, 2024-25

Class: IV

SUB: ICT









A. Identify the **main** parts of computer

1.	 Monitor			
2.	 CPU			
3.	 Keyboard			
4.	 Mouse			

B. Type the word computer

C _ _ m _ _ u _ _ e _ _

## Cut and Paste Computer Parts

	Monitor
	Mouse
	Keyboard
	Printer
	CPU tower
	DVD drive
	Webcam
	Flash drive

**Note: Keep all above activities in your**

**Some Every Day Tasks:**

- **Clean your room and keep it neat and tidy.**
- **Help mom in the kitchen.**
- **Lay the table**
- **Go out with mom and dad. Walk, jog and exercise and keep fit.**
- **Be creative do some drawing and painting.**

***HAVE A HAPPY SUMMER***

